

# Optimo® Stain Remover



---

**Optimo® Oxy Action** with stain seeking technology goes straight to work on a wide range of tough stains. Formulated for use as an in wash laundry booster to remove hidden stains or soak over night for tough stubborn stains.

---

#### Laundry tips and best results:

- ▶ Always use recommended dosage.
- ▶ Follow garment care instructions for water temperature and washing.
- ▶ Only use on washable and colourfast fabrics.
- ▶ Wash non-colourfast clothes separately.
- ▶ Soak non-colour fast items.
- ▶ Do not soak whites and coloured garments together.
- ▶ For old tough stains, a second soak maybe required
- ▶ Follow washing machine manufacturer's instructions for detergent dispensing.
- ▶ Do not soak metal dome, zips or fasteners as they may rust.
- ▶ Not recommended for use on silk, leather, wool or other delicate fabrics.

---

#### Always Test Colour Fastness of Fabrics.

Some fabrics which are colourfast when washed in normal wash can run if soaked. If in doubt do not soak garment.

#### How to test for Colorfastness:

Dilute Optimo Oxy Action Powerful Stain Remover as per soaking instructions. Soak a hidden part of the garment in the liquid and leave for 2 hours. Wash as per usual. Check results for fading or bleeding . If change occurs do not use.




# Use Overview

## Directions for use



### In Wash Booster - Add to every wash to remove hidden stains

TOP LOADER 	 <b>1 LID (60g)</b>	Recommend dissolving in warm water first. Dispense into washing machine with laundry detergent then add clothes. Start wash cycle.
FRONT LOADER 	<b>½ LID (30g)</b>	Dispense into washing machine with laundry detergent then add clothes. Start wash cycle.

### Soaking - For tough dried on stains

BUCKET  7L	 <b>½ LID (30g)</b>	Dissolve in the warmest water temperature recommended on the garment care instructions. Completely submerge clothing. Leave to soak for 2 hours or over night for tough stains. Drain and wash as usual.
TUB  20L	<b>1½ LIDS (90g)</b>	

### Spot Treatment - Make your own pre-treaters to save \$\$

LIQUID STAIN 	<b>½ LID (30g)</b> + 150ML WATER	Dissolve powder <b>in a plastic cup</b> . Apply to stain. Leave for 3-5 minutes- do not allow to dry on fabric. Wash immediately as per normal wash. Add remaining treatment to wash or dispose of.
CONCENTRATE PASTE 	<b>1 TEASPOON</b> <b>Optimo™ Powder</b> + 3 tsp WATER	

## Product Specifications

Description	
<b>Appearance</b>	WHITE POWDER WITH BLUE SPECKLE
<b>pH</b>	11.4 approx.

## Available Items

Code	Description	Pack Size	Availability
5905010	Optimo Oxy Action Powerful Stain Remover	4x3kg	NZ
5905044	Optimo Oxy Action Powerful Stain Remover	100x60G (sachet)	NZ

These figures are typical values and should not be interpreted as specifications.

## Environmental Update

- ✓ Recyclable -The Optimo Oxy Action Powerful Stain Remover bottle and outer carton are recyclable.
- ✓ Biodegradable -The surfactant in Optimo Oxy Action Powerful Stain Remover is readily biodegradable according to Australian Standard AS4351.
- ✓ Septic Tanks –This product is suitable for use with septic tanks when diluted in normal use. See septic tanks manufacturing instructions for details

## Safety Reminder:

Please make sure your employees read and understand the product label and Safety Data Sheet before using this product. The label contains directions for use, and both the label and SDS contain hazard warnings, precautionary statements and first aid procedures. SDSs are available online at [www.diversey.com](http://www.diversey.com) or by calling Toll free: Australia, 1800 647 779 or New Zealand, 0800 803 615.

For additional information, please contact us at:  
Diversey Australia Pty Ltd Toll free: 1800 647 779, Diversey New Zealand Ltd Toll free: 0800 803 615  
[www.diversey.com](http://www.diversey.com)